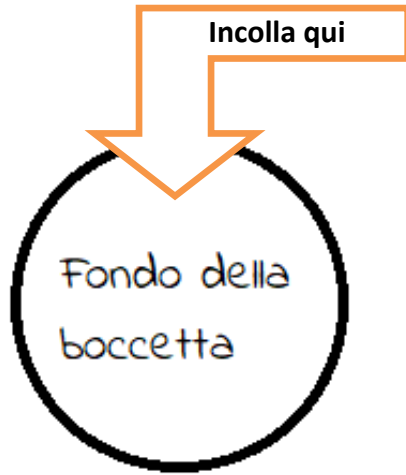



1




2


Tappo parte esterna



3

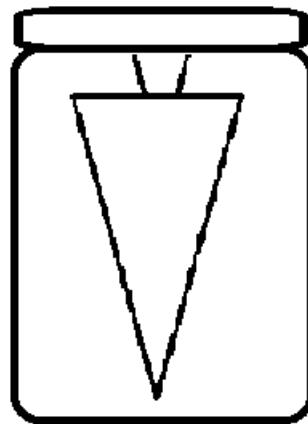
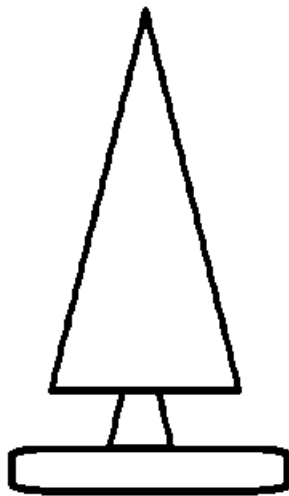
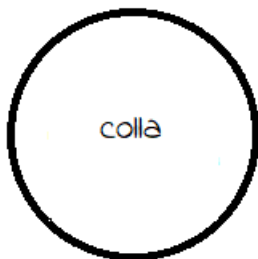


4




5

Tappo parte interna



La colla a caldo sarà utilizzabile dopo pranzo e in tardo pomeriggio

6



Riempire fino
all'orlo e con la
colla a caldo
sigillare il tappo